





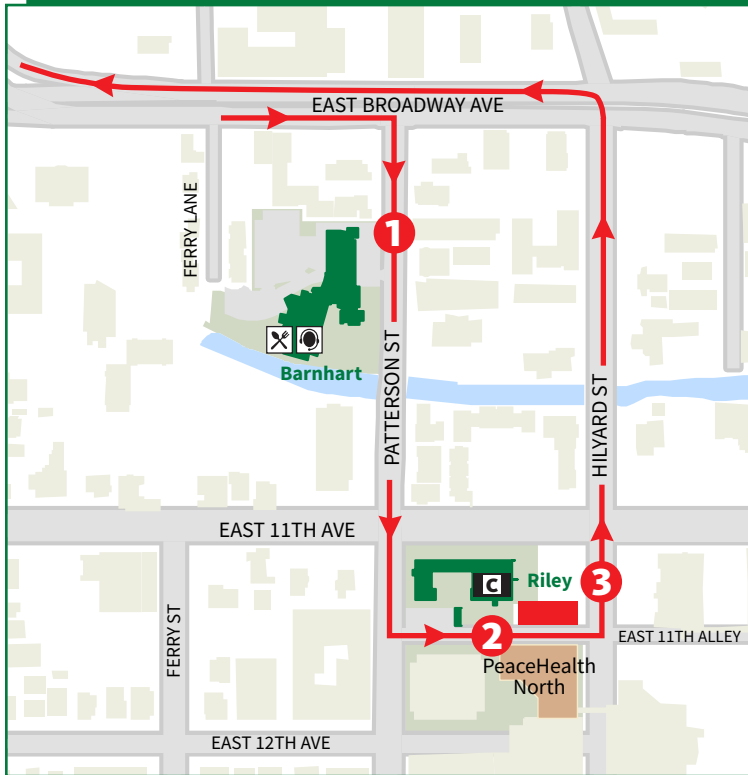
RILEY HALL

SEPTEMBER 25-26, 2025






Please come to move-in at your scheduled time. Students arriving early will be directed to a parking lot to wait for their move-in time.

KEY

-  Riley Hall move-in route (please approach from west only)
 -  Unloading zone
 -  Check-in station
 -  Move-in information
- housing.uoregon.edu/movein



CAMPUS RESOURCES

-  Housing service center
-  Food and dining
-  ResNet
-  Photo ID office
-  Parent and family lounge 9 a.m.-4 p.m., Thurs-Fri

MOVE-IN: IT'S AS EASY AS ...

- 1** Follow the route to your residence hall unloading zone—at your scheduled time.
- 2** Unload your belongings with volunteers. The driver must stay in the car. If needed, your items will be labeled and set aside next to the check-in station. Student checks in and may move into their residence hall.
- 3** Drivers: immediately after unloading, go to Autzen Stadium to park. Shuttles will run you back to campus.

Solo drivers park at Autzen immediately after unloading at the check-in station, then return to check in and move belongings.